











La Jolla Country Day School Master Plan

LEGEND

	Upper School		Easement
	Middle School		Surface Parking
	Lower School		Paving
	Common Buildings		Walkway/ Fire lane
	Recreation Fields		
	Play Courts on Parking Structure		



0' 50' 200'

Draft Revision
MASTER PLAN